



## YQCA® Promotional Resources and Brand Guide

Updated September 19th, 2023

YQCA Logo Use (Page 2)

Website Key Links (Page 5)

Banners (Page 6)

Postcards (Page 7)

QR Codes (Page 7)

YQCA Certified Badges (Page 8)

Stall Card Templates (Page 9)

[YQCA Promotional Asset Link](#) to download logos, banners, and files.

## Main Logo

The Main Logo is the unifying visual element that appears across all YQCA communications and channels.



Acceptable variations on the Main Logo will be explained in the following section.



If horizontal space is limited, use the stacked version of the logo.

[Link to YQCA Logo Files](#)

## Clear Space

Leaving an appropriate amount of clear space around the logo helps avoid crowding, ensuring clear branding.

A good rule is to leave 1/2 inch of space on each side of the logo.

## Things to Avoid

- When scaling the logo, do not adjust the proportions.
- Do not change the visual formatting of the logo. This includes adding effects like a shadow, changing colors, and changing orientation or angle of the logo.
- Do not place the logo over a background that would make the logo hard to read or distinguish.
- Do not place the logo too close to other logos of partners. Each organization's logo should have enough room to be distinguishable from the others.
- Do not recreate the logo in any other fonts, colors, or formats.

## Logo Variations

There are multiple variations of the YQCA logo. In each variation, there is a horizontal option and a stacked option.

The most preferred variation is the full-color logo. Use this so long as it can be clearly read on the background on which it is placed.



The two other options are white and black. Use the white variation when the logo needs help to stand out on a dark background. Use the black variation when the logo needs help to stand out on a light background.



Logo with Website Address

In cases where the logo will be printed on a banner, handout, or t-shirt, the YQCA logo with the website may be preferred. There are horizontal and vertical versions of the YQCA logo with the YQCA website included in both color and white. The same recommendations for YQCA logo variations should be followed.



## YQCA Website & Key Links

When including the YQCA logo or referencing YQCA on websites, hyperlink the YQCA logo and YQCA text to direct users to the official YQCA website: <https://yqcaprogram.org/>

### Key Links

<b>Program Site</b>	<a href="http://yqcaprogram.org/">http://yqcaprogram.org/</a>
<b>Help Desk</b>	<a href="https://yqcaprogram.org/local/help-desk.php">https://yqcaprogram.org/local/help-desk.php</a>
<b>About the YQCA Program</b>	<a href="https://yqcaprogram.org/local/yqca_overview_background.php">https://yqcaprogram.org/local/yqca_overview_background.php</a>
<b>Curriculum Overview</b>	<a href="https://yqcaprogram.org/local/youth_program_curriculum.php">https://yqcaprogram.org/local/youth_program_curriculum.php</a>
<b>Resources for Youth Organizations</b>	<a href="https://yqcaprogram.org/local/4h_ffa_and_other_youth_organizations.php">https://yqcaprogram.org/local/4h_ffa_and_other_youth_organizations.php</a>
<b>Resources for Parents</b>	<a href="https://yqcaprogram.org/local/resources_for_youth_parents.php">https://yqcaprogram.org/local/resources_for_youth_parents.php</a>
<b>Resources for Fair and Show Managers</b>	<a href="https://yqcaprogram.org/local/solutions_for_fair_and_show_managers.php">https://yqcaprogram.org/local/solutions_for_fair_and_show_managers.php</a>
<b>Certificate Validation</b>	<a href="https://yqcaprogram.org/local/certificate_validation.php">https://yqcaprogram.org/local/certificate_validation.php</a>
<b>Purchasing Course Coupons</b>	<a href="https://yqcaprogram.org/local/buy_coupons.php">https://yqcaprogram.org/local/buy_coupons.php</a>


### Help Desk and Support

When promoting YQCA, include that questions about YQCA can be directed to [Help@YQCAProgram.org](mailto:Help@YQCAProgram.org) or can be submitted through the YQCA Help Desk (<https://yqcaprogram.org/local/help-desk.php>) .

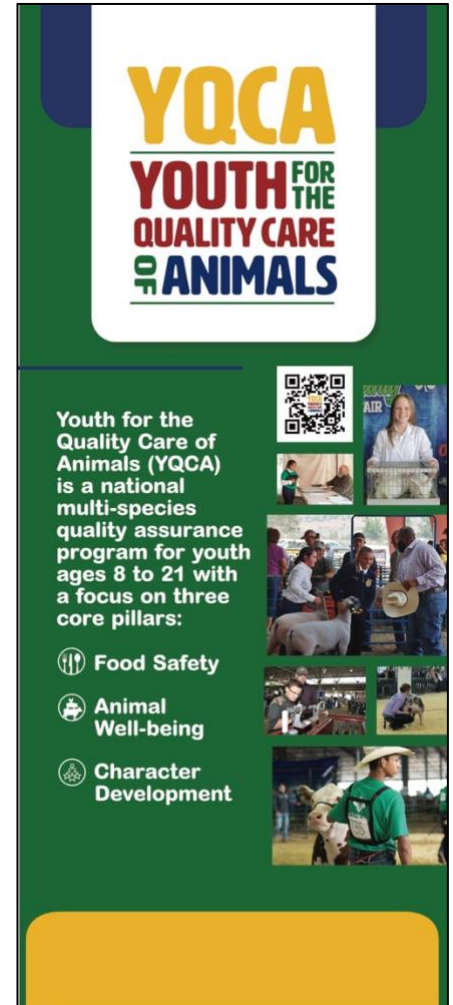
## YQCA Banners

Banners can be downloaded using the link provided. These can be printed and used to promote YQCA at local fairs, shows, or in classrooms. As other banners are designed, they will be added to the banner folder.

[Download Banners](#)



3ft X 6ft Horizontal Banner



33.5" X 79" Vertical Banner

## YQCA Postcards

A YQCA postcard can be downloaded using the link provided. These can be printed and distributed. The postcard includes a QR code directed to a video explaining YQCA.

[Download Postcard](#)

4 X 5.5 YQCA Postcard



## YQCA QR Codes

Two YQCA QR codes can be downloaded and utilized for presentations or for print materials.

[Download YQCA QR Codes](#)

YQCA Website



YQCA Promotional Video



## YQCA Certified Badges

YQCA has three different “badges” that can be downloaded at the link below. One badge is for shows that “accept” YQCA, one badge for shows that “require” YQCA, and one general badge that states “YQCA Certified” – vertical and horizontal.

[Download Badges](#)



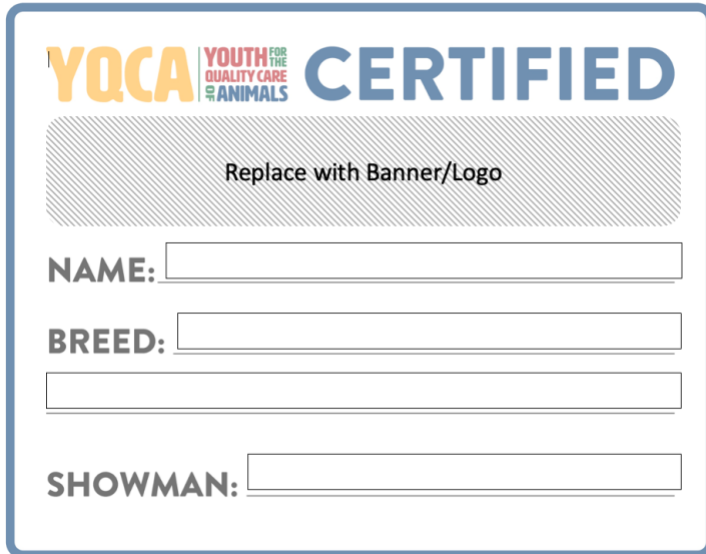


## YQCA Stall Card Templates

YQCA has developed several Stall Card templates that include the YQCA logo or YQCA Certified logo. These templates can be downloaded in Microsoft Word and are editable.

[Download Stall Card Templates](#)

Here are a few examples; however, there are more in the folder linked above.



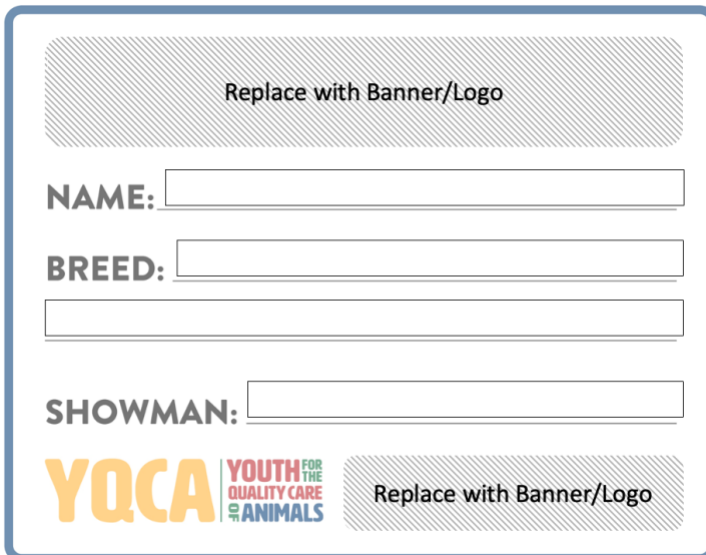
**YQCA** YOUTH FOR THE QUALITY CARE OF ANIMALS **CERTIFIED**

Replace with Banner/Logo

**NAME:**

**BREED:**

**SHOWMAN:**



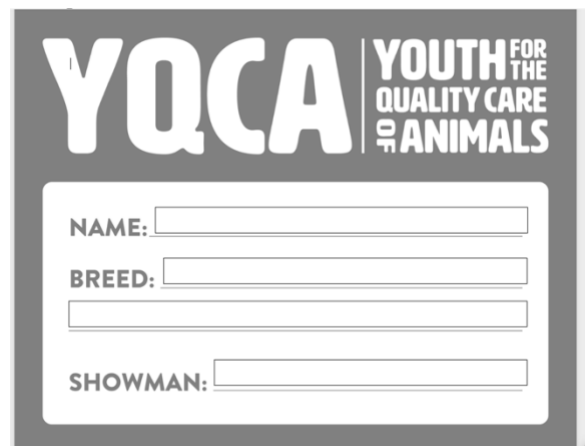
Replace with Banner/Logo

**NAME:**

**BREED:**

**SHOWMAN:**

**YQCA** YOUTH FOR THE QUALITY CARE OF ANIMALS Replace with Banner/Logo



**YQCA** YOUTH FOR THE QUALITY CARE OF ANIMALS

**NAME:**

**BREED:**

**SHOWMAN:**